



Infrahelios™ Operating Instructions

An instructional video is also available from our website
<https://epochlasers.com/resources>

The following safety precautions should be taken:

1. Do not use the Infrahelios on the face or near the eyes
2. Do not use in a wet environment or on wet skin
3. Do not exceed 30 minutes of treatment time
4. Do not allow children to use unsupervised by an adult
5. Only use on exposed skin and not through clothing
6. Do not store in a hot vehicle

- (A) Transformer (B) Infrahelios - The green side goes toward the skin
(C) Velcro Straps (D) Cleaning cloth





Figure 1

Connecting the Infrahelios

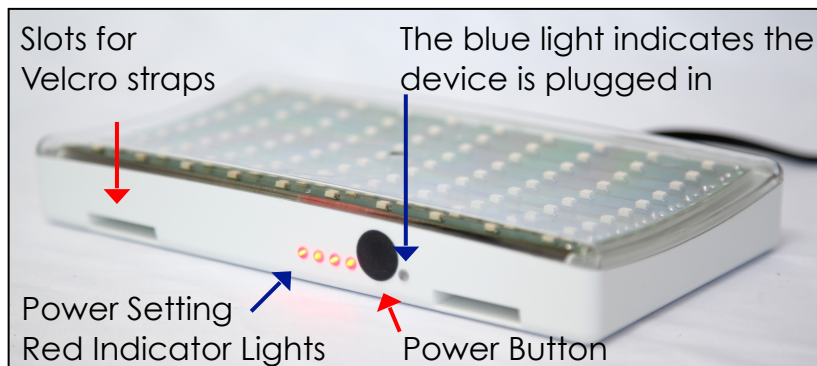
1. Plug the power transformer into a standard US electrical outlet.
2. Locate the power receptacle on the side of the unit as shown below in Figure 2 and plug the connector firmly into the receptacle.
3. Once plugged in, the blue light on the opposite side of the Infrahelios will briefly light up. The four red lights adjacent to the blue light will also light up in quick succession and then all will go off. (Figure 3)
4. To turn the Infrahelios on, press the black button. After doing so the first red light will illuminate. You can adjust the power setting by pressing the black button again and illuminating the second red light. Pressing the black button 4 times will illuminate all four red lights. This indicates the Infrahelios is set in the full power mode.

Figure 2



Power
receptacle

Figure 3



Using the Infrahelios

1. Place the Infrahelios with the green face towards the skin. Do not place on face or near eyes.
2. If so desired, use the included Velcro straps to secure the Infrahelios to the area being treated. To use them slide the Velcro straps through the slots. (Figure 3)
3. Push the power button to turn it on as well as to advance to the desired power setting indicated by the red lights along the side of the Infrahelios.
4. Keep in place for 20 - 30 minutes. Use once or twice a day until issue resolves. The Infrahelios will automatically turn off after 30 minutes.